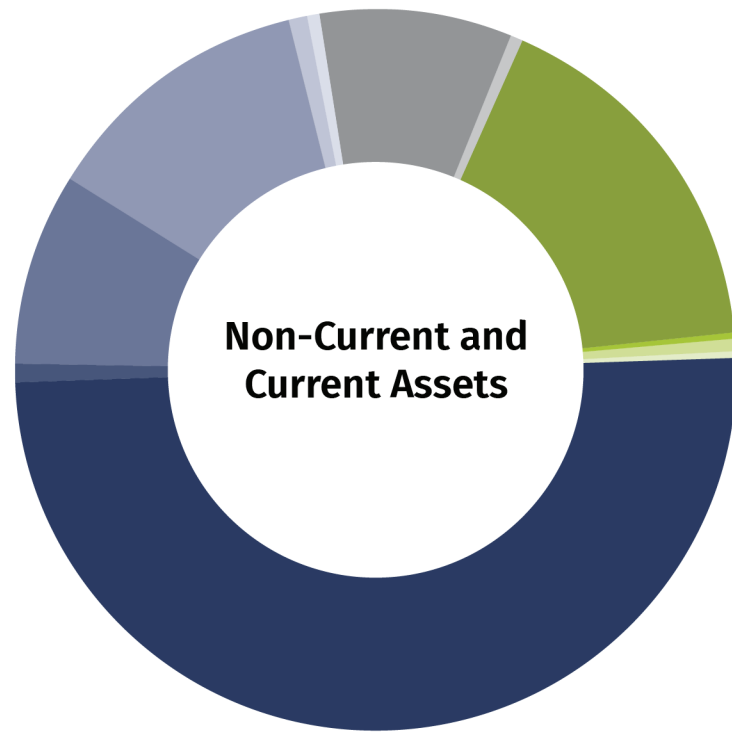
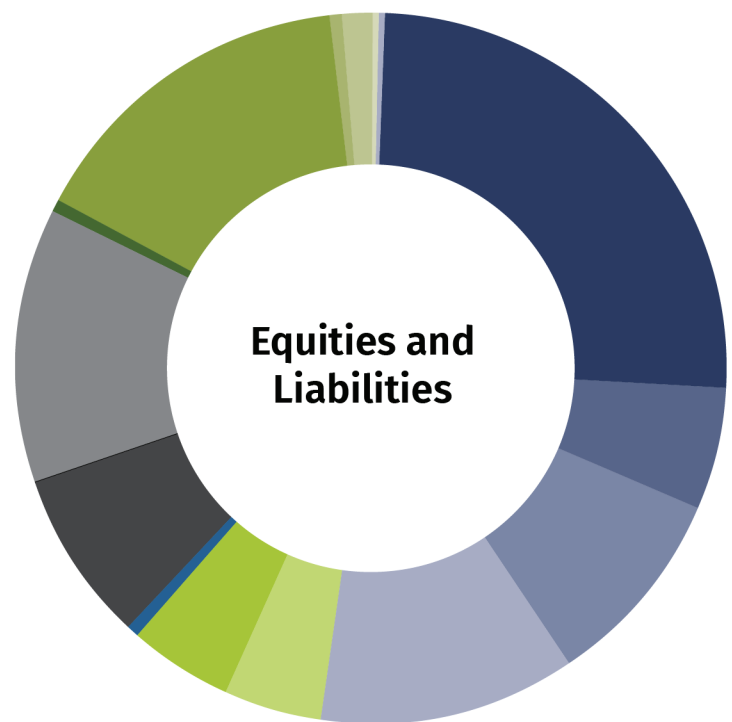


# Composition Statement of Financial Position 2024

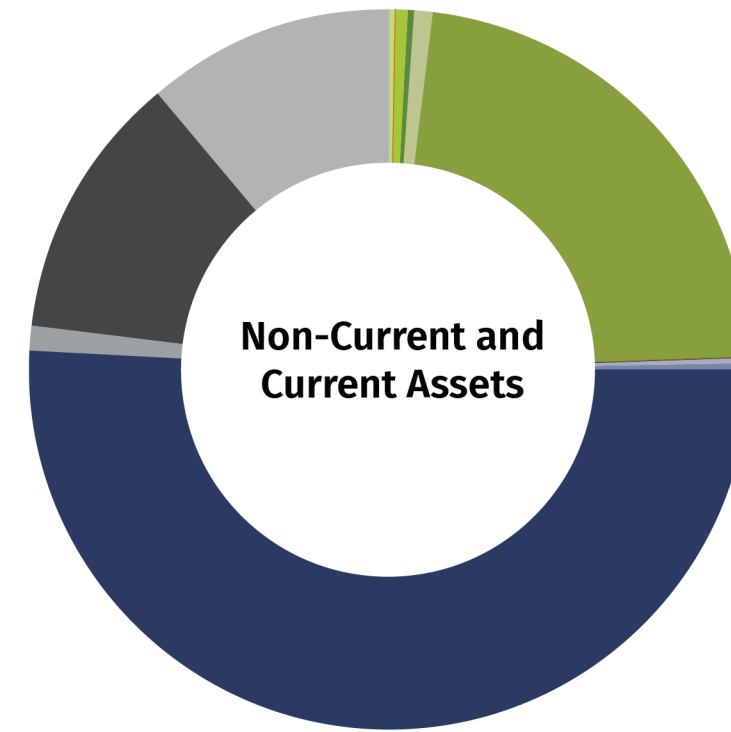


Property, plant and equipment	17.03%
Right-of-use asset	0.04%
Long-term loans	0.08%
Stores, spares and consumables	1.05%
Trade receivables	12.42%
Loans and advances	0.82%
Loan to subsidiaries	8.59%
Intangible assets	0.20%
Long-term deposits	0.19%
Long-term investments - subsidiaries	50.13%
Stock-in-trade	8.53%
Trade deposits and short-term prepayments	0.06%
Other receivables	0.57%
Cash and bank balances	0.29%

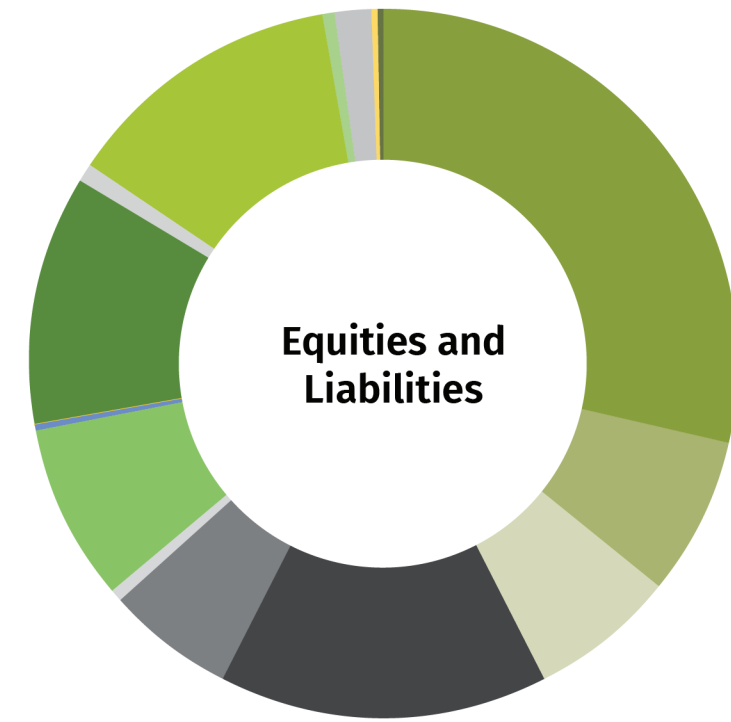


Share capital	25.34%
Revaluation surplus on property, plant and equipment	5.63%
Share premium	8.94%
Reserve for investment in subsidiaries	11.79%
Unappropriated profit	4.56%
Deferred taxation - net	4.50%
Staff retirement benefits	0.55%
Long-term financing - secured	7.78%
Lease liabilities	0.07%
Deferred income - government grant	0.03%
Trade and other payables	12.55%
Contract liabilities	0.62%
Short-term borrowings - secured	15.15%
Accrued markup	0.67%
Taxation - net	1.40%
Current portion of long-term financing - secured	0.28%
Sales tax payable	0.14%

# Composition Statement of Financial Position 2023



Property, plant and equipment	22.45%
Right-of-use asset	0.17%
Long-term loans	0.04%
Stores, spares and consumables	1.18%
Trade receivables	11.29%
Loans and advances	0.47%
Sales tax refundable	0.30%
Intangible assets	0.28%
Long-term deposits	0.03%
Long-term investments - subsidiaries	50.95%
Stock-in-trade	11.81%
Trade deposits and short-term prepayments	0.09%
Other receivables	0.20%
Cash and bank balances	0.74%



Share capital	28.74%
Revaluation surplus on property, plant and equipment	7.19%
Share premium	6.79%
Unappropriated profit	14.83%
Deferred taxation - net	5.89%
Staff retirement benefits	0.47%
Long-term financing - secured	8.21%
Lease liabilities	0.14%
Deferred income - government grant	0.04%
Trade and other payables	11.35%
Contract liabilities	1.03%
Short-term borrowings - secured	12.58%
Accrued markup	0.61%
Taxation - net	1.79%
Current portion of long-term financing - secured	0.29%
Current maturity of lease liabilities	0.05%